



Building Guide

Colorado Chapter of the International Code Council

Single Family Residential One Story Addition

How to Use this Guide

Check with your jurisdiction regarding type of submittal (paper or electronic) and for additional requirements. Draw to scale and complete the following (*hint: use graph paper with 1/4" squares. Example: 1/4" = 1'*).

1. Complete this Building Guide by filling in the blanks on page three and indicating which construction details will be used, and R value of insulation used.

2. Provide Plot Plan showing dimensions of your project or addition and its relationship to existing buildings or structures on the property. Show all easements and the distance to existing property lines drawn to scale. See example on page 2.

3. Provide Floorplans.

Drawn to scale. See example on page 5. Structural, section view, elevation or other drawings may be required.

4. Fill out a Building Permit Application.

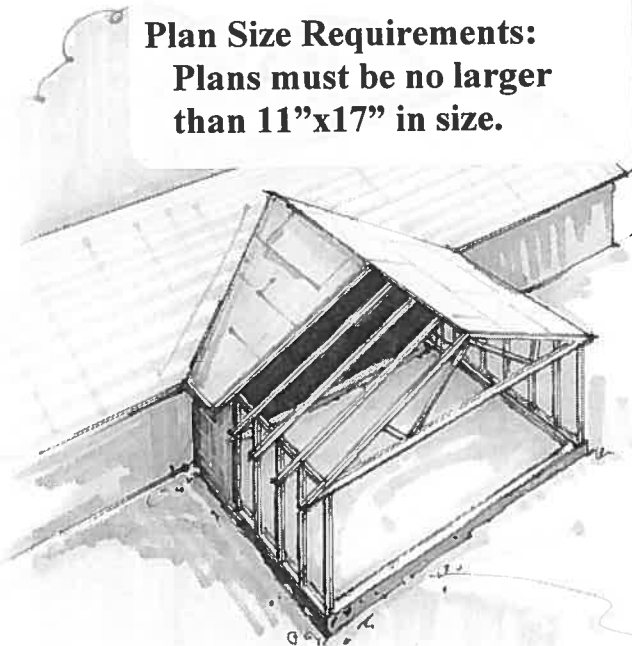
The majority of permit applications are processed with little delay. The submitted documents will help determine if the project is in compliance with building safety codes, zoning ordinances and other applicable laws.

Smoke alarms and carbon monoxide alarms are required.

The Colorado Chapter of the International Code Council is a professional organization seeking to promote the public health, safety and welfare to building construction. We appreciate your feedback and suggestions. To obtain a master copy of this building guide, please write to the Colorado Chapter of the International Code Council, P.O. Box 961, Arvada, CO 80001. <http://www.coloradochaptericc.org>

This handout was developed by the Colorado Chapter of the International Code Council as a basic plan submittal under the 2015 International Residential Code. It is not intended to cover all circumstances. Check with your Department of Building Safety for additional requirements.

Plan Size Requirements:
Plans must be no larger than 11"x17" in size.

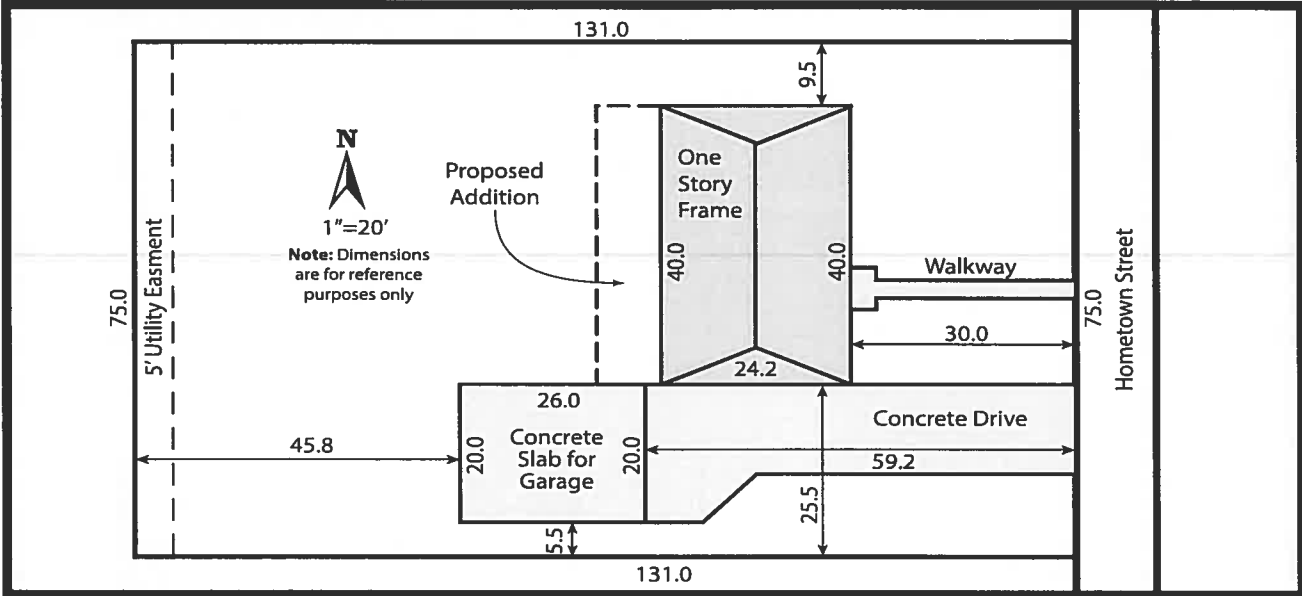


City of Lafayette
Planning & Building Dept.
1290 S. Public Road
Lafayette, CO 80026

Single Family Residential One Story Addition

Note: A plot plan (plan view) showing the dimensions of your project or additions and its relationships to existing buildings or structures on the property must be included. In addition to project dimensions, your plot plan must also show other details such as post locations and spacing, joist and beam spans, and any other pertinent information not shown on the section drawing.

Site Plan Example



This handout was developed by the Colorado Chapter of the International Code Council as a basic plan submittal under the 2015 International Residential Code. It is not intended to cover all circumstances. Check with your Department of Building Safety for additional requirements.

**City of Lafayette
Planning & Building Dept.
1290 S. Public Road
Lafayette, CO 80026**

Single Family Residential One Story Addition

2x _____ rafters spaced _____ " O.C. or
 Manufactured Trusses spaced _____ " O.C.
(example: 2 x 12 Rafters Spaced 24" O.C.)

Sheathing _____
(example: 1/2" exterior plywood)

Minimum 1x _____ ridge board
(example: 1 x 12)

Roof covering _____
(example: Class A 3 tab shingles)

Note: For roofs with slopes less than 4:12, follow manufacturer's instructions for low slope application of roofing material.

12
pitch

Building Section

Note: Attic ventilation and access may be required

Provide roof tie downs
 Solid 2x blocking between rafters that are 2x12 or greater

1x4" collar ties @ 48" o.c.

Note: Pre-engineered roof trusses w/truss clips may be used in lieu of roof structure shown.

Diagonal wind bracing or braced wall panels @ corners and each 20' of wall.

Note: Pre-engineered floor systems may be used and should be installed according to the manufacturers installation instructions.

Check one
 Vented
 Unvented

Access required

18" minimum

Engineered Design: Caissons may be required if your site has swelling soils. A foundation designed by a Colorado licensed architect or engineer may be required.

Check one
 Foundation: Engineered Design
 Foundation: Detail A
(see page 4)

Ceiling Insulation _____
(example: R-49)

Wall Insulation _____
(example: R-20 Fiberglass Batts)

2x _____ ceiling joists @ _____ O.C.
(example: 2 x 8 @ 24" O.C.)

Double 2x _____ top plate
(example: 2 x 6)

Span _____
(example: 23' 5")

Ceiling height _____
(example: 8')

Siding _____
(example: lap or T-111)

Wall sheathing _____
(example: 1/2" exterior plywood)

2x _____ studs @ _____ O.C.
(example: 2 x 6 @ 24" O.C.)

Cont. 2x _____ sill plate
(example: 2 x 4) decay resistant

2x _____ Joists @ _____ O.C.
(example: 2x10 @ 24" O.C.)

Wall width _____ "
(example: 8")

Footing size _____ " x _____ "
(example: 8" X 16")

Property Address: _____

This handout was developed by the Colorado Chapter of the International Code Council as a basic plan submittal under the 2015 International Residential Code. It is not intended to cover all circumstances. Check with your Department of Building Safety for additional requirements.

City of Lafayette
Planning & Building Dept.
 1290 S. Public Road
 Lafayette, CO 80026

Single Family Residential One Story Addition

Heads Up

Site Plan

1. When drawing your plot plan be sure to show the location of electric, gas, sewer and water service lines. If you don't know where they are, call the Public Service Utility Notification Center of Colorado, 1-800-922-1987 or 811. They will come out and locate lines for you. Remember to ask them about the cost.

2. Show where the existing electric and gas meters are located on your home. These meters may have to be relocated and it is best to know this before you start construction.

Floor Plan

1. Smoke alarms and CO alarms. Smoke alarms are required to be hardwired and interconnected in new and existing bedrooms, halls and one on each level unless removal of interior wall or ceiling finishes would be required. In this case, battery operated devices are acceptable.

Carbon Monoxide alarms are required on each floor with bedrooms. They are recommended to be located no farther than 15 ft. from any bedroom entrance. Do not install within 15 ft. of a fuel burning appliances. Follow manufacture's recommendations for location testing and replacement.

2. Additions not to enclose bedroom or basement egress windows.

3. Safety glass is required at specific locations. When you draw in the location of the new windows on the floor plan, the plan reviewer can identify which ones require safety glass.

4. Heat is required in all habitable rooms. Show how the addition will be heated on the plan.

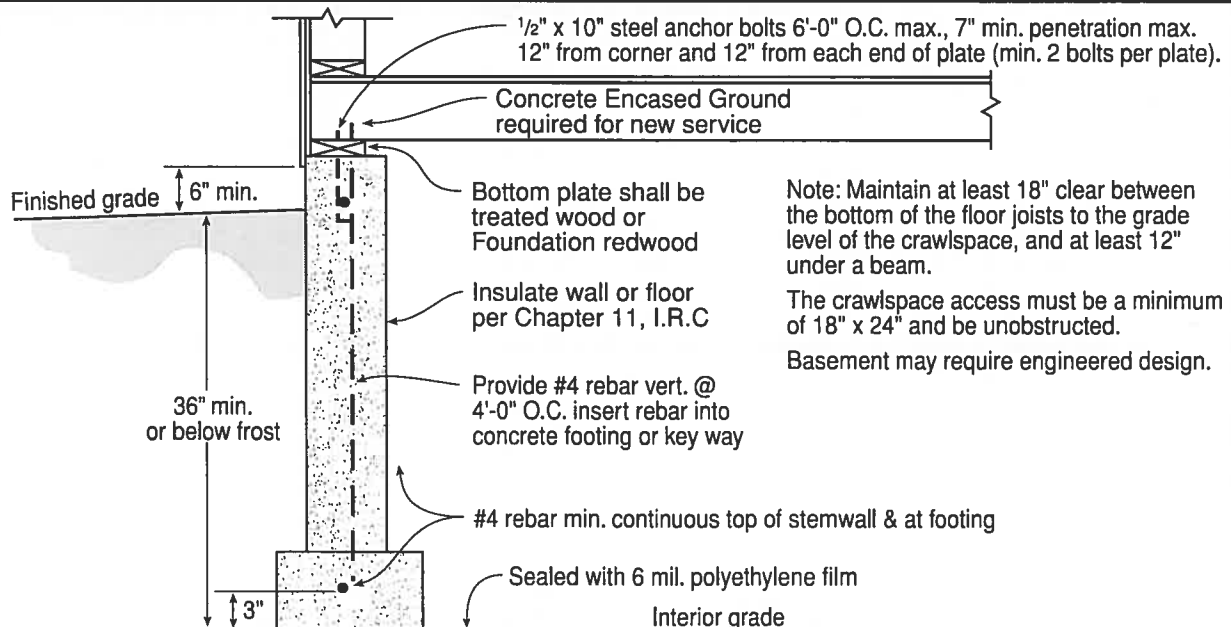
Electric Code

Existing electric service may require an upgrade or relocation. Indicate the size of your electric service (the number on the main breaker) on your plan. This can help the plan reviewer determine if an upgrade is needed before you start construction.

Roof Overframe

When constructing a new valley, use a continuous board under the bottom cut of the new rafters to provide a solid nailing surface. The board should be at least 2" thick, nominal and should be at least as wide as the base of the new rafter.

Crawlspace Foundation Detail A

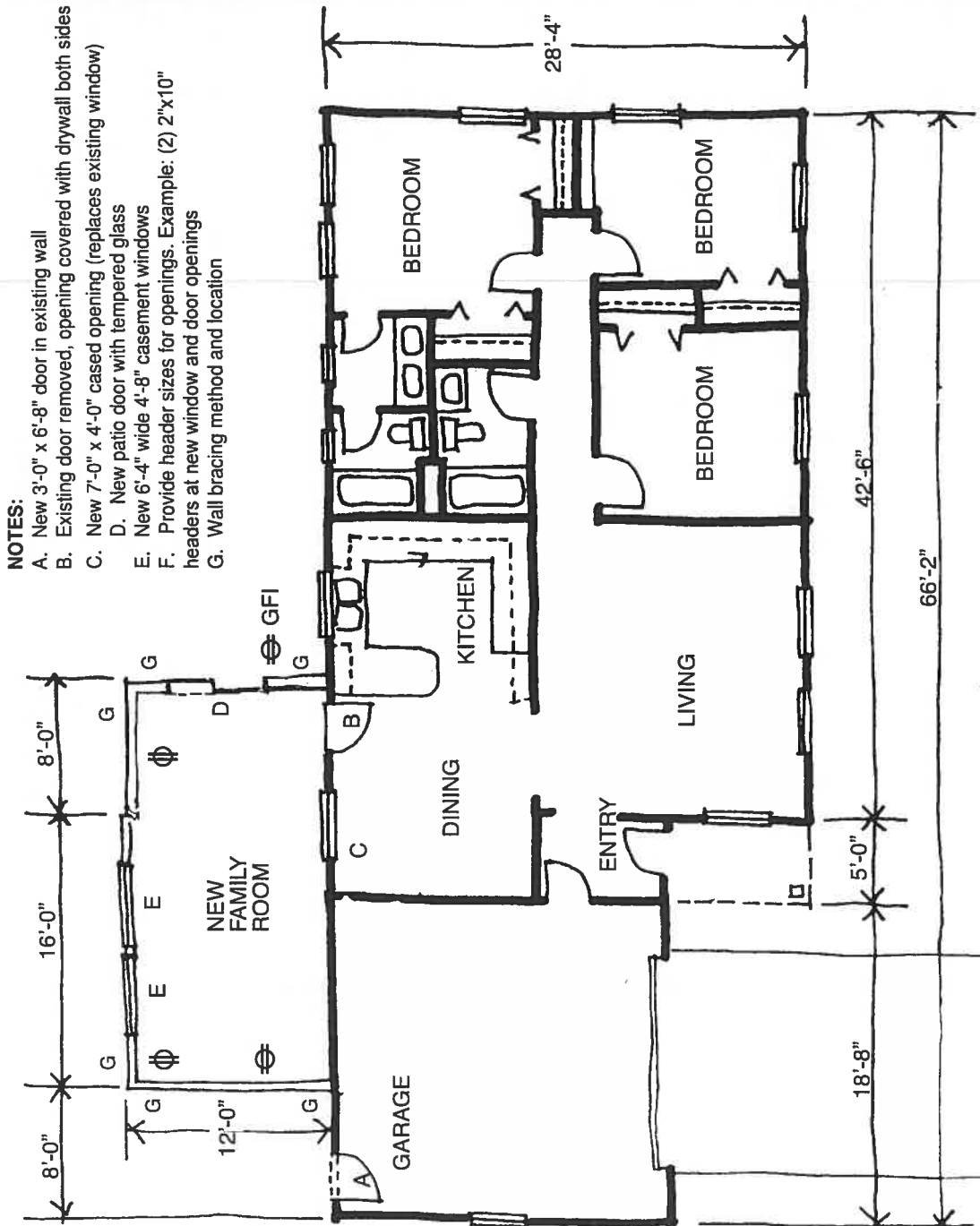


This handout was developed by the Colorado Chapter of the International Code Council as a basic plan submittal under the 2015 International Residential Code. It is not intended to cover all circumstances. Check with your Department of Building Safety for additional requirements.

City of Lafayette
 Planning & Building Dept.
 1290 S. Public Road
 Lafayette, CO 80026

Single Family Residential One Story Addition

Sample Floor Plan



NOTES:

- A. New 3'-0" x 6'-8" door in existing wall
- B. Existing door removed, opening covered with drywall both sides
- C. New 7'-0" x 4'-0" casement opening (replaces existing window)
- D. New patio door with tempered glass
- E. New 6'-4" wide 4'-8" casement windows
- F. Provide header sizes for openings. Example: (2) 2"x10" headers at new window and door openings
- G. Wall bracing method and location

Scale: 1/8" = 1'

This handout was developed by the Colorado Chapter of the International Code Council as a basic plan submittal under the 2015 International Residential Code. It is not intended to cover all circumstances. Check with your Department of Building Safety for additional requirements.

**City of Lafayette
Planning & Building Dept.
1290 S. Public Road
Lafayette, CO 80026**